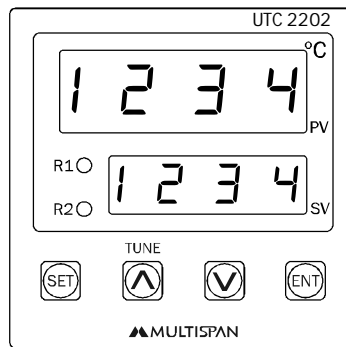
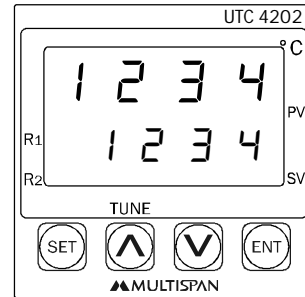


UTC-1202



UTC-2202



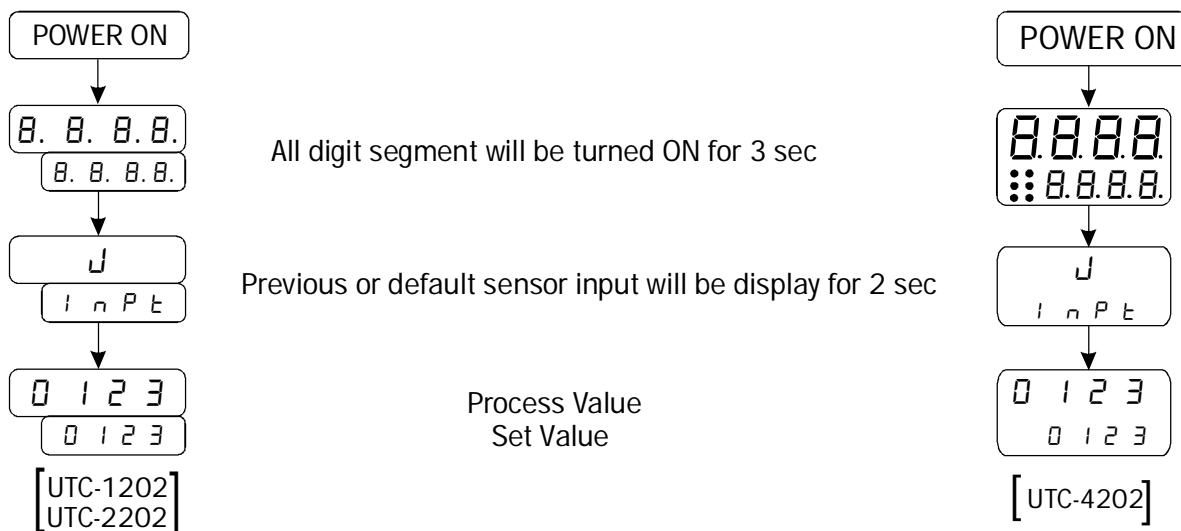
UTC-4202

Technical Specification

Model	UTC-1202	UTC-2202	UTC-4202
Display	UPPER:- 4 Digit 7 seg 0.56",red LED Display LOWER:- 4 Digit 7 seg 0.4",green LED Display		UPPER:- 4 Digit 7 seg 0.39",red LED Display LOWER:- 4 Digit 7 seg 0.28",green LED Display
Size	96 X 96 X 50	72 X 72 X 85	48 X 48 X 95
Panel Cutout	92 X 92	68 X 68	44 X 44
Input	J, K, PT-100 (selectable)		
Temperature Range	J: 0 to 600°C / K: 0 to 1200°C / PT-100: -99 to 400°C /PT.1: -99.0 to 400.0°C		
Control Action	TP/PID / ON-OFF (selectable)		
Output	2 relay, 1 C/O contact, 230V AC, 5A, 1 SSR, 12V DC, 30 mA		
Power Supply	110 to 250V AC, 50 / 60 Hz smps		

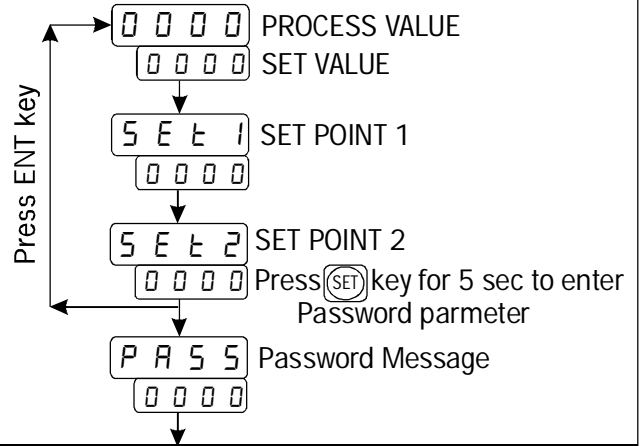
Note :

- 1) Press + key for 3 sec to go to Factory Setting mode.
- 2) Press key to go to next parameter.
- 3) Press or to enter value or to select option.
- 4) Press key for 6 sec to start/stop PID auto-tuning.
- 5) Every time the instrument is turned ON, following pattern will be displayed

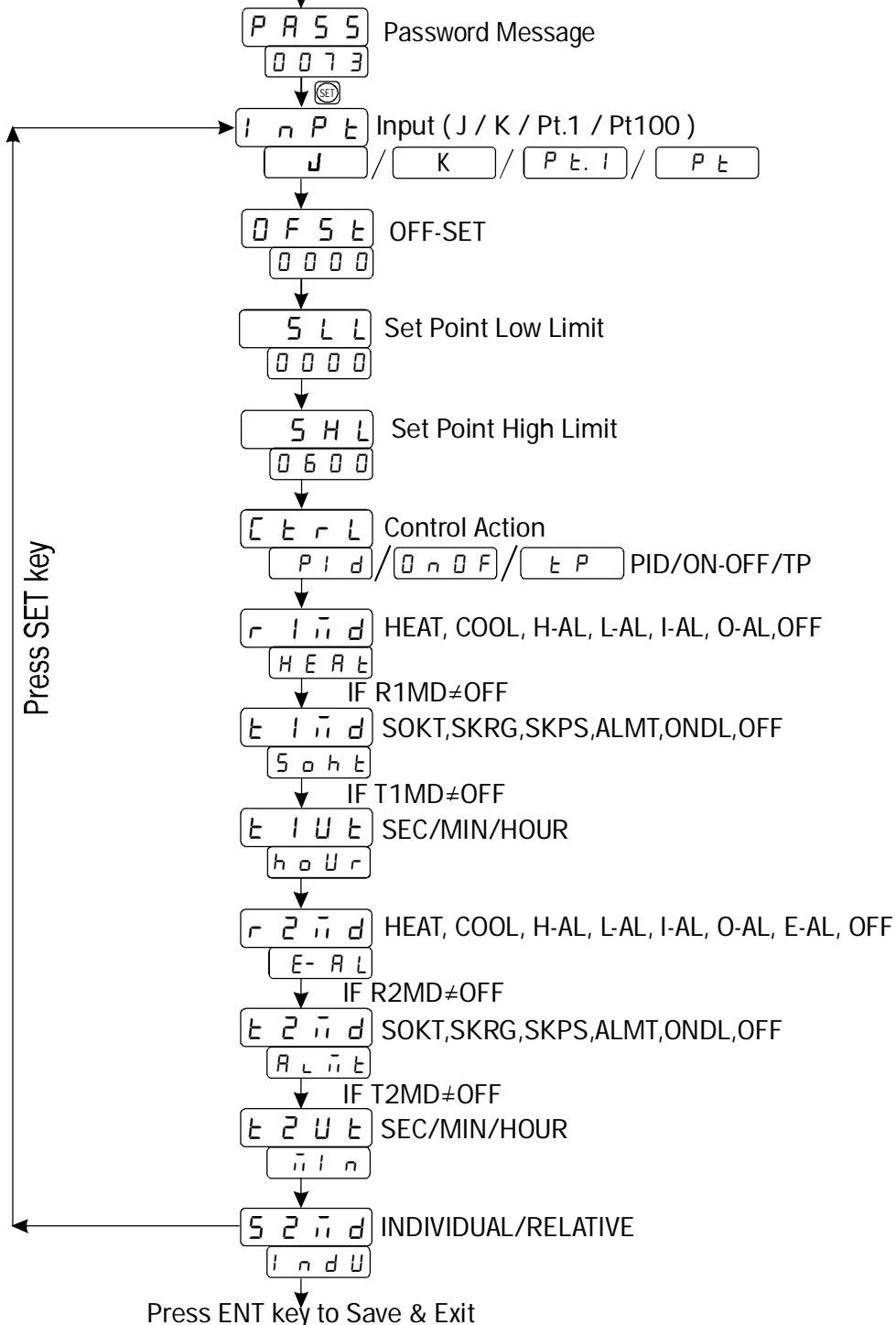


SET POINT SETTING

BASIC CONFIGURATION



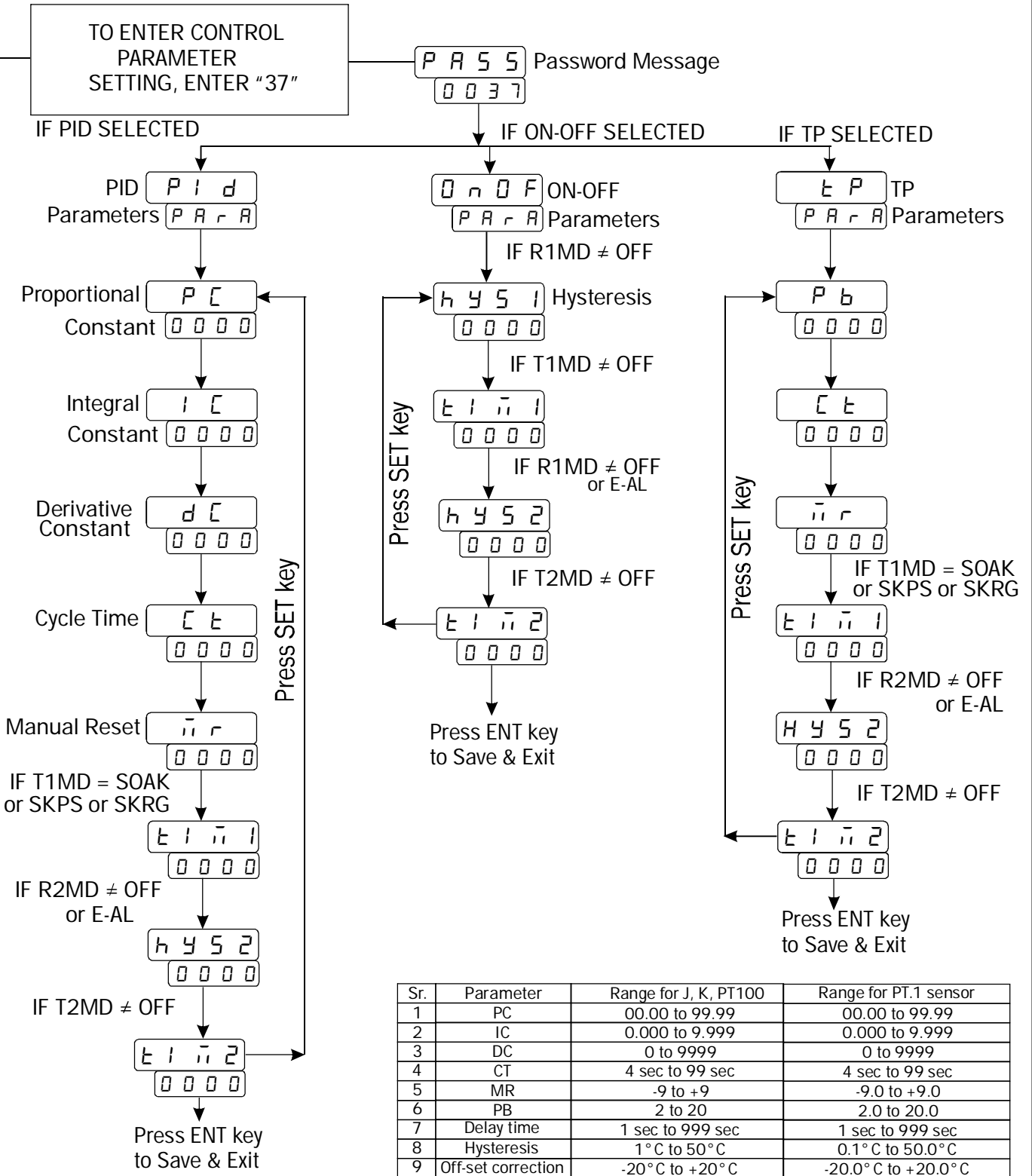
TO ENTER BASIC CONFIGURATION SETTING, ENTER "73"



Note :

- 1) Press key to enter into an internal setting
- 2) Press key to go to next parameter.
- 3) Press or key to enter value or to select option.

CONTROL PARAMETER

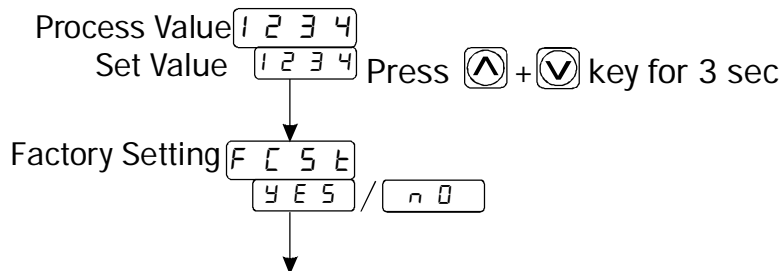


Sr.	Parameter	Range for J, K, PT100	Range for PT.1 sensor
1	PC	00.00 to 99.99	00.00 to 99.99
2	IC	0.000 to 9.999	0.000 to 9.999
3	DC	0 to 9999	0 to 9999
4	CT	4 sec to 99 sec	4 sec to 99 sec
5	MR	-9 to +9	-9.0 to +9.0
6	PB	2 to 20	2.0 to 20.0
7	Delay time	1 sec to 999 sec	1 sec to 999 sec
8	Hysteresis	1°C to 50°C	0.1°C to 50.0°C
9	Off-set correction	-20°C to +20°C	-20.0°C to +20.0°C

Note :

- 1) Press **SET** key to go to next parameter.
- 2) Press **▲** or **▼** key to enter value or to select option.

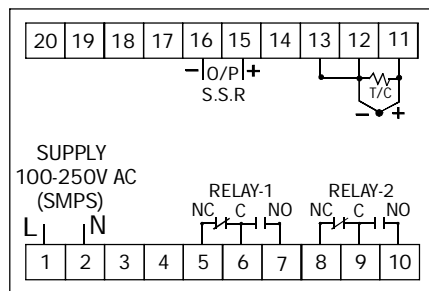
FACTORY SETTING



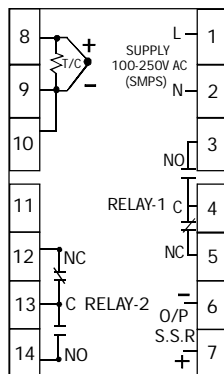
YES : press **ENT** key to apply factory set values as shown in table.
 n0 : press **ENT** key to escape from factory setting.

FACTORY SETTING		
SR.	PARAMETER	VALUES
1	PC	5.00
2	IC	0.225
3	DC	25
4	CT (For PID)	10 SEC.
5	PB	4°C
6	CT (For TP)	12
7	MR	0°C
8	OFFSET	0°C
9	HYSTERESIS-1	3°C
10	HYSTERESIS-2	3°C
11	TIME-1	6 SEC
12	TIME-2	6 SEC

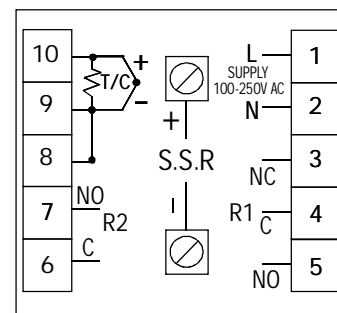
Connection Diagram



UTC-1202



UTC-2202



UTC-4202